

**OCEANA COUNTY 4-H MARKET LIVESTOCK  
EDUCATIONAL NOTEBOOK/RECORD**



**LITTLE BUDDY LAMB PROJECT - 2020**

**AGES 5 – 7 YEARS**

As a member of the 4-H Market Livestock Little Buddy Lamb Project, you are required to submit your records as part of an educational notebook project in order to show your animal at the Oceana County Fair. This notebook must be shown to the Oceana County 4-H Market Livestock Committee's Weighmaster at the time of weigh-in and then entered by you in the Educational Notebook Division of the Oceana County Fair on Entry Day.

**AGE** \_\_\_\_\_

The age you enter depends on how old you are on or will be on January 1, 2020

**NUMBER OF YEARS IN PROJECT** \_\_\_\_\_

Use this sheet as the first page of your project record book. Fill it out completely.

**Please print or type neatly.**

NAME \_\_\_\_\_

GRADE \_\_\_\_\_ BREED \_\_\_\_\_

YOUR DATE OF BIRTH \_\_\_\_\_  
Month Day Year

4-H CLUB \_\_\_\_\_

NAME OF BIG BUDDY \_\_\_\_\_

## JUDGE'S SCORE/COMMENT SHEET

**(PLEASE DO NOT: REMOVE, PLACE THIS SHEET IN SHEET PROTECTOR, OR GLUE TO COVER). This sheet must be kept free to the judge to write their comments.**

This sheet should help each 4-H'er understand their ribbon placing.

### A. **Specific educational value or worth**

- ☐ All questions were answered completely
- ☐ All calculations were correct
- ☐ Calculations were incorrect
- ☐ Questions were not completely answered
- ☐ Questions were not answered (missed questions)

### B. **Notebook contains all project records**

- ☐ Notebook contained all project records and were fully completed.
- ☐ Notebook contained additional project related information (research materials etc.).
- ☐ Project records were incomplete
- ☐ There was no additional project related information

### C. **Accuracy, neatness and general appearance**

- ☐ Notebook was neat in appearance (typed/hand printed)
- ☐ Notebook pages were clean and stain free
- ☐ Notebook pages were in order and complete
- ☐ Notebook pages were out of order and missing pages
- ☐ Notebook was difficult to read and messy
- ☐ Notebook had wrinkled and stained pages

Other Comments: \_\_\_\_\_

\_\_\_\_\_

\_\_\_\_\_

## **LITTLE BUDDY LAMB NOTEBOOK TABLE OF CONTENTS**

*Please keep your notebook in Table of Contents order.*

- 1) GENERAL GUIDELINE INFORMATION
- 2) ABOUT YOUR LAMB
- 3) JOURNAL OF CARE
- 4) PROJECT INFORMATION & MARKETING
- 5) SPECIFIC PROJECT KNOWLEDGE
  - a. Lamb Parts
  - b. General Lamb-Multiple Choice
  - c. Fitting & Showmanship- True or False
- 6) YOUR PROJECT INFORMATION
  - a. My 4-H Project
  - b. What Does Not Belong
  - c. Character
  - d. What Does Your Lamb Need
  - e. 4-H Knowledge
- 6) PICTURES OF YOUR PROJECT (1 page)
- 7) CLUB POINT SHEET

### **APPENDIXES (OPTIONAL):**

- A. PICTURES OF YOUR PROJECT (additional pictures)
- B. FEED INFORMATION (example: feed labels)
- C. ADDITIONAL INFORMATION ABOUT YOUR PROJECT
  - a. Information you found in reference materials
  - b. Information you located off the internet
  - c. Information from your feed representative
  - d. Any other information

*\* Include notes as to why you researched this information and found it valuable, link it to your project if possible.*

### **Notebook Resources:**

4-H Skills for Life Animal Series – Sheep 1, 2 & 3

(All lamb leaders have a set of these booklets. There is also a set available on a check-out system at the MSU Extension Office)

Your Sheep – A Kid's Guide to Raising & Showing (National 4-H Supply)

Lamb Showmanship Handout – MSU Extension

Kansas State 4-H Online Website

This record book is part of your 4-H Market Lamb Project. By keeping records up-to-date you will be able to see how much progress you make as you set goals and work to accomplish them. Write neatly and clearly. Feel free to add extra pages.

## FAIR ENTRY RULES

If you are between the ages of 5 and 8 years old and elect to participate in a 4-H class at the Oceana County Fair you will be awarded a participation ribbon for your efforts.

In order to compete for an "A", "B" or "C" Ribbon you will have to enter you record book in the "Open Educational Notebook Class".

If you have questions, please contact your leader or the MSU Extension Office as fair approaches.

## PROJECT PICTURES

Pictures are a required part of this notebook. Taking pictures of your project animal throughout the project will indicate how your animal has grown and developed. Add pictures to your notebook on a separate piece of paper.

## SCORING CRITERIA

The following breakdown will be used during the judging process of all market livestock notebooks.

A. Specific educational value or worth	30%
B. Creative way of showing what has been learned	10%
C. Notebook contains all project records	50%
D. Accuracy, neatness and general appearance	10%

**The Oceana County 4-H Market Livestock Committee encourages 4-H Leader and parent assistance with your project and project notebook.** If you should have any questions, please contact the MSU Extension Office.

***If a parent or leader helped you in filling out your notebook*** please have them sign below that the answers are YOUR answers and that they assisted you in the writing of the answers and understanding of the questions only.

---

Signature of person helping with notebook  
**IF** needed

---

Signature of 4-H Member

### **ABOUT YOUR LAMB**

My Lamb's name is: \_\_\_\_\_

My Lamb's breed is: \_\_\_\_\_


What color is your Lamb? \_\_\_\_\_

My Lamb's favorite thing to do is? \_\_\_\_\_

**My Lamb is a** (circle one)

**Wether** (boy lamb)

**Ewe** (girl lamb)



## **ANIMAL CARE AND MANAGEMENT- JOURNAL OF CARE**

Your project requires regular care and management. It is assumed that you helped walk & feed your animal but what additional things have you done?

Include the following:

- ✓ Feeding and watering practices
- ✓ Grooming (clipping, toenail trimming, washing, etc.)
- ✓ Health practices and medicines (vaccinations, etc.)
- ✓ General Management (cleaning living area, feed pans, etc.)

<b>Daily- Things done once or twice a day</b>
<b>Weekly- Things done once or twice a week</b>
<b>Monthly- Things done once a month</b>
<b>Yearly- Things done one time or occasionally throughout the year</b>

*My little buddy helped me with the care and training of our project animal.*

Signature of Big Buddy: \_\_\_\_\_ Date: \_\_\_\_\_

## PROJECT INFORMATION

The start of the project will be the date the 4-Her placed the animal on feed, not any later than June 1<sup>st</sup> of the current year. The end of the project will be weigh-in day at the Fair.

Project Start Date \_\_\_\_\_ Project End Date \_\_\_\_\_

What month was your lamb born? \_\_\_\_\_

Please complete the following chart about your project. Have your big buddy help you.

Ear Tag Number	Breed	Gender	Date of Purchase	Price or Value	Estimated Starting Weight	Ending Weight	Total Pounds Gained















**Note: Total pounds gained = ending weight – starting weight**

## MARKETING

One of the most important parts of any market animal project is marketing. This may include writing letters and talking to prospective buyers. Color in the face, a smiling face is a good action, a frowning face is a bad action. (see the example)

### Good Marketing Practice

### Poor Marketing Practice

	Send a picture to your potential buyers	
	Send a reminder to attend the auction	
	Let an adult talk to the buyer instead of you talking to them	
	Know what kind of feed you used if asked	
	Only go to grocery stores or the banks	
	Make sure to visit your previous buyers	
	Only thank those who agree to be listed as a potential buyer	

**LAMB PARTS-** Color the lamb parts

Breast- Green

Face- Blue

Flank- Orange

Fore shank- Purple

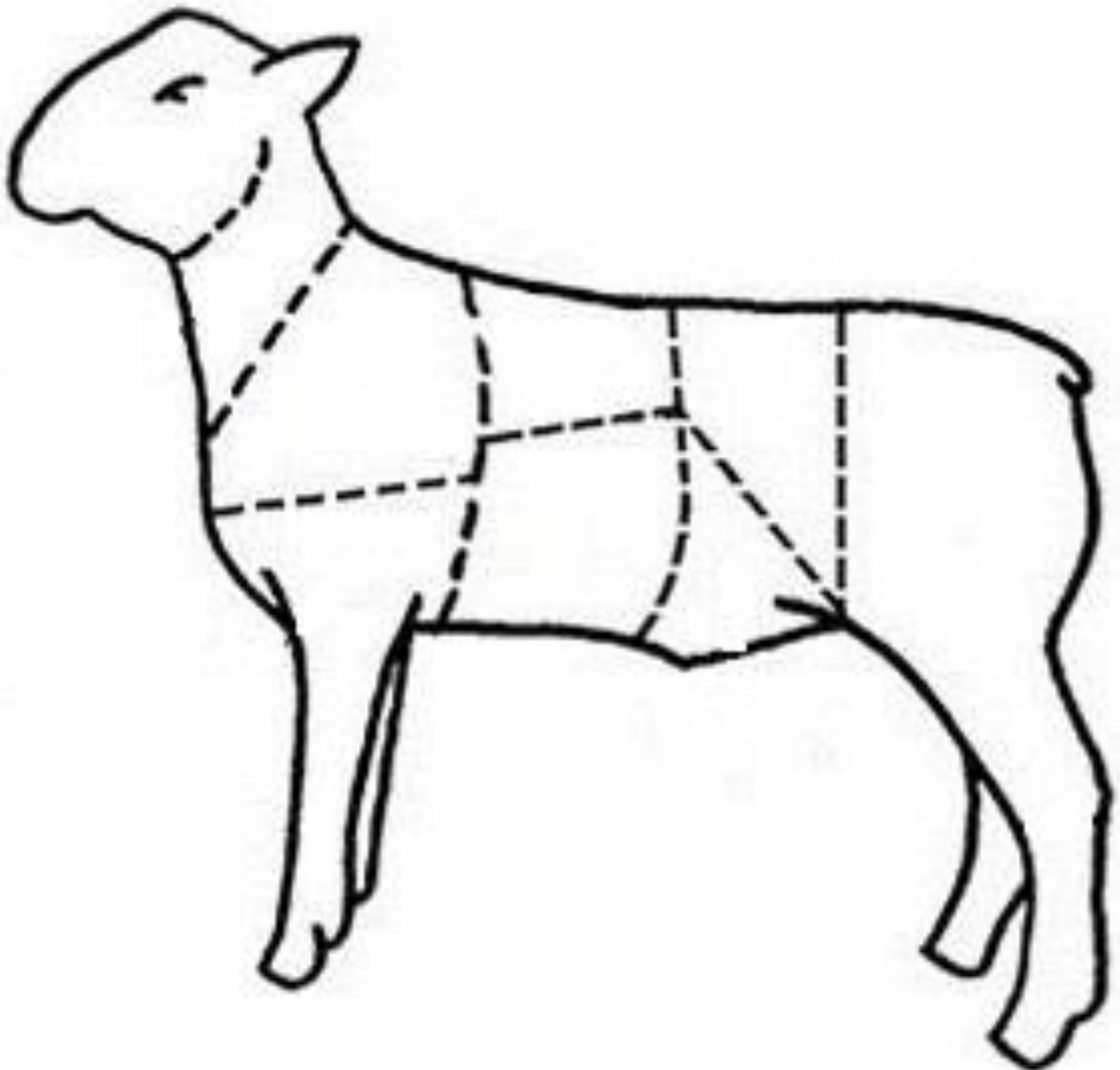
Leg- Yellow

Loin- Red

Neck- Black

Rack- Pink

Shoulder- Yellow



### **Lamb Multiple Choice Questions**

Circle the correct answer.

1. The best footwear to wear when showing a lamb.
  - a. Flip flops
  - b. Boots
  - c. Athletic shoes
  - d. Sandals
2. A livestock feed made from grasses that have been cut and dried.
  - a. Hay
  - b. Corn
  - c. Ice cream
  - d. Broccoli
3. The nose of the lamb is called?
  - a. Snout
  - b. Nose
  - c. Muzzle
  - d. Beak
4. Which of the following items are used when showing a lamb?
  - a. A cane
  - b. A show stick
  - c. A saddle
  - d. None of the above
5. Which of the following are sheep By-products?
  - a. Glue
  - b. Gelatin
  - c. Bone
  - d. All of the Above
6. Which is not a breed of sheep?
  - a. Dorset
  - b. Duroc
  - c. Hampshire
  - d. Suffolk

### **Lamb Fitting & Showing**

(True or False, Circle T for True or F for False)

- |   |   |   |
|---|---|---|
| 1. To lead your sheep, you should place one hand under the jaw, keep the head up & alert, and put the other hand on the dock or behind the ears?  | T | F |
| 2. If you need to, you can hold the lamb by its fleece to control it?   | T | F |
| 3. You should feed & water your sheep lightly at least a couple of hours before the show  | T | F |
| 4. It is okay if your lamb is still wet from washing it when you take it into the showing?  | T | F |
| 5. You may wear tennis shoes when showing your lamb?  | T | F |
| 6. When setting your lamb always set the legs closest to the judge first?   | T | F |
| 7. Always keep both eyes on the judge at all times, do not worry about what your animal is doing?   | T | F |
| 8. When the judge goes to handle your lamb make sure to "brace" it?   | T | F |
| 9. Do not try to pull into line ahead of another exhibitor, the judge does not like to see people who are not courteous?  | T | F |
| 10. If you do not agree with the judge it is okay to tell them they are wrong?  | T | F |
| 11. You should wear a hat when showing to keep the sun out of your eyes?  | T | F |
| 12. Always say thank you to the judge and congratulate the winner?  | T | F |
| 13. It does not matter where you place as long as you did your very best, had fun and learned something. You should be very proud of yourself?  | T | F |
| 14. Be ready to answer questions about your project. The judge may ask questions about your animal and the sheep industry to find out what you have learned from your 4-H lamb project? | T | F |



## **YOUR PROJECT**

Please answer the following questions to the best of your ability.

1. What did you have the most fun doing with your project?

---

---

---

---

2. What was the hardest part of your project?

---

---

---

---

3. Will you do a lamb project again? Why or why not?

---

---

---

---

---

### What Does Not Belong?

In each statement one word does not belong, X (cross) out that word.





1. Sheep have: beaks, muzzles, eyes, ears
2. Sheep eat: grass, water, glue, pellets
3. The people who help me take care of and learn about my swine are:  
my parents, the veterinarian, the mailman, my club leader
4. Sheep breeds: Hampshire, Suffolk, Berkshire, Oxford

### Identify Good & Bad Character Actions

Color in the face, a smiling face is a good action, a frowning face is a bad action. (see the example)

#### **RAISING and SHOWING an ANIMAL with CHARACTER**

#### **RAISING and SHOWING an ANIMAL without CHARACTER**

	Feed Animals on Time	
	Complain about the judge	
	Clean pens daily	
	Thank the judge for their time	
	Congratulate whoever places first	
	Ask for help	
	Leave animals outside without shelter	
	Offer to help where you can, not all tasks are fun but they all need done	
	Complete your record book honestly	
	Insult competitors	

**WHAT DOES YOUR LAMB NEED?**

(have an adult help you read the following & then circle those items that your lamb needs below)


All living creatures need certain things to survive, like food, *water* and shelter. What sheep need depends a lot on how old they are. Newborn lambs need colostrum, *milk* from their mothers, and lots of *shelter* from the cold. As lambs grown older, they drink less milk and start eating more of the types of feed that adult sheep eat. In the spring, summer and fall most sheep are on pasture and eat grass. In the wintertime, there is no grass so they are fed hay. Some sheep require more nutrients at times, when they are growing or producing milk for example. They are then fed whole grains such as barley or *corn* or a concentrate ration. Concentrate rations include, grain, minerals, vitamins and sometimes a protein supplement. All sheep need clean *water* and *shelter* from bad weather. All sheep like having dry straw to lie on in the winter to keep them warm and clean. *Farmers* take care of their sheep to make sure they are healthy and comfortable. If any sheep are sick the farmer will treat them with the help of the *veterinarian*. (\*Activity Found on Ontariosheep.org)



TV



CAKE



BARN



FARMER



VETERINARIAN



BIKE



CORN



MILK



CLOTHES



WATER



JUICE

**4-H KNOWLEDGE**

**The 4-H Pledge-** Draw a line to the picture that fills in the blank (see the example)

***I pledge...***

My \_\_\_\_\_ to clearer thinking,

My \_\_\_\_\_ to greater loyalty,

My \_\_\_\_\_ to larger service, and

My \_\_\_\_\_ to better living,

for my \_\_\_\_\_,

my \_\_\_\_\_

my \_\_\_\_\_,

and my \_\_\_\_\_.



HANDS



HEALTH



HEAD



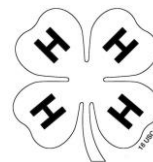
HEALTH



WORLD



COUNTRY



CLUB



COMMUNITY

## **YOUR PROJECT PICTURES**

(Please use this page for your project pictures and tell anything special, that you might want the judge to know, about you and your project animal.